
















SGA Fall 2007 Student Survey

1. I am a...			Response Percent	Response Count
Male			38.7%	161
Female			61.3%	255
			answered question	416
			skipped question	0






2. I consider myself a...			Response Percent	Response Count
Freshman			32.2%	134
Sophomore			18.8%	78
Junior			22.8%	95
Senior			19.5%	81
5th Year Senior or Higher			6.0%	25
CGCS/Graduate Student			0.7%	3
Satellite Campus Student			0.0%	0
			answered question	416
			skipped question	0

3. I...			Response Percent	Response Count
Live on-campus			69.5%	289
Commute to school			30.5%	127
			answered question	416
			skipped question	0






4. Overall, I feel safe on campus.

		Response Percent	Response Count
Strongly Disagree		0.3%	1
Disagree		13.0%	52
Neutral		19.2%	77
Agree		57.6%	231
Strongly Agree		10.0%	40
		answered question	401
		skipped question	15






5. I am satisfied with Drury Security's ability to keep me safe on campus.

		Response Percent	Response Count
Strongly Disagree		5.8%	23
Disagree		23.6%	94
Neutral		26.9%	107
Agree		38.2%	152
Strongly Agree		5.5%	22
		answered question	398
		skipped question	18



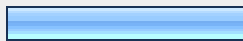
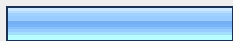

6. I believe that Drury Security Staff (officers) conduct themselves in a professional manner.

		Response Percent	Response Count
Strongly Disagree		6.0%	24
Disagree		18.3%	73
Neutral		31.8%	127
Agree		32.8%	131
Strongly Agree		11.0%	44
		answered question	399
		skipped question	17

7. I would feel comfortable with a 24-hour police substation in College Park.

		Response Percent	Response Count
Strongly Disagree		10.1%	40
Disagree		11.4%	45
Neutral		20.5%	81
Agree		35.1%	139
Strongly Agree		23.0%	91
		answered question	396
		skipped question	20

8. I believe that my belongings are safe in my car when it is parked on campus.

		Response Percent	Response Count
Strongly Disagree		11.3%	45
Disagree		36.0%	144
Neutral		25.3%	101
Agree		24.8%	99
Strongly Agree		2.8%	11
		answered question	400
		skipped question	16






9. During the *day*, I feel safe in the following places:

	Strongly Disagree	Disagree	Neutral	Agree	Strongly Agree	Not Applicable	Response Count
North Campus (Residence Halls, Student Center)	0.8% (3)	0.8% (3)	3.5% (14)	37.6% (150)	50.9% (203)	6.5% (26)	399
Middle Campus (Library to Bay Hall area)	1.0% (4)	0.3% (1)	2.3% (9)	34.5% (138)	61.0% (244)	1.0% (4)	400
South Campus (Shewmaker, Architecture, Science)	0.8% (3)	0.5% (2)	5.8% (23)	39.1% (156)	44.9% (179)	9.0% (36)	399
East Campus (Harrison Stadium, Pool Arts)	1.3% (5)	6.1% (24)	14.4% (57)	37.1% (147)	27.3% (108)	13.9% (55)	396
Parking lots	1.5% (6)	7.5% (30)	18.5% (74)	41.1% (164)	29.8% (119)	1.5% (6)	399
Fraternity Quad	1.8% (7)	4.5% (18)	14.3% (57)	31.4% (125)	27.6% (110)	20.4% (81)	398
College Park	0.8% (3)	4.5% (18)	10.5% (42)	36.3% (145)	29.6% (118)	18.3% (73)	399
Jefferson Park/Manley Hall	0.8% (3)	2.8% (11)	15.3% (60)	31.7% (124)	23.0% (90)	26.3% (103)	391
Other comments, More specific comments:							8
answered question							400
skipped question							16










10. During the *night*, I feel safe in the following places:

	Strongly Disagree	Disagree	Neutral	Agree	Strongly Agree	Not Applicable	Response Count
North Campus (Residence Halls, Student Center)	2.8% (11)	10.1% (40)	12.1% (48)	43.5% (173)	24.1% (96)	7.5% (30)	398
Middle Campus (Library to Bay Hall area)	2.8% (11)	10.3% (41)	15.3% (61)	46.0% (184)	22.5% (90)	3.3% (13)	400
South Campus (Shewmaker, Architecture, Science)	4.5% (18)	23.4% (93)	22.1% (88)	26.4% (105)	10.1% (40)	13.6% (54)	398
East Campus (Harrison Stadium, Pool Arts)	9.5% (38)	34.2% (136)	17.6% (70)	15.3% (61)	6.5% (26)	16.8% (67)	398
Parking lots	14.8% (59)	38.3% (153)	22.3% (89)	15.8% (63)	5.5% (22)	3.3% (13)	399
Fraternity Quad	6.3% (25)	20.6% (82)	17.6% (70)	26.6% (106)	11.1% (44)	17.8% (71)	398
Jefferson Park/Manley Hall	6.3% (25)	23.0% (91)	16.2% (64)	22.0% (87)	7.3% (29)	25.3% (100)	396
College Park	4.6% (18)	22.5% (88)	17.4% (68)	27.9% (109)	10.0% (39)	17.6% (69)	391
Other Comments, More Specific Comments:							21
answered question							400
skipped question							16

11. Overall, I believe that Drury is well-lit at night.

		Response Percent	Response Count
Strongly Disagree		4.2%	17
Disagree		30.2%	121
Neutral		26.4%	106
Agree		36.9%	148
Strongly Agree		2.2%	9
answered question			401
skipped question			15







12. I would like to see more lighting in the following areas: (check all that apply)

		Response Percent	Response Count
North Campus (Residence Halls, Student Center)		29.0%	104
Middle Campus (Library to Bay Hall area)		39.3%	141
South Campus (Shewmaker, Architecture, Science)		39.6%	142
East Campus (Harrison Stadium, Pool Arts)		39.8%	143
Parking lots		76.0%	273
Fraternity Quad		17.8%	64
Jefferson Park/Manley Hall		28.7%	103
College Park		41.2%	148
Other (please specify)		7.0%	25
		answered question	359
		skipped question	57







13. Any other comments about campus security:

		Response Count
		51
		answered question
		51
		skipped question
		365







14. I use the DownUnder ____ hours per week.

		Response Percent	Response Count
I do not use the downunder.		49.2%	194
Less than 1 hour		32.2%	127
1-2		12.9%	51
2-4		3.6%	14
4-6		0.8%	3
6 or more		1.3%	5
		answered question	394
		skipped question	22







15. I use the DownUnder to: (check all that apply)

		Response Percent	Response Count
Watch tv or use computers		28.1%	65
Play board games or ping pong		12.6%	29
Hold/attend social gatherings or meetings		55.8%	129
Sit and chat		21.7%	50
Study		15.2%	35
Other (please specify)		13.0%	30
		answered question	231
		skipped question	185



16. I would like to see the following added to the DownUnder. (select all that apply)

		Response Percent	Response Count
Foosball table		28.8%	82
Pool table		53.0%	151
Air hockey table		43.5%	124
Digital Cable		29.5%	84
Arcade Games		31.2%	89
More computers		50.5%	144
Other (please specify)			28
		answered question	285
		skipped question	131






17. I use the Drury Fitness Center...

		Response Percent	Response Count
Daily		9.6%	38
Every other day		5.6%	22
2-3 times per week		16.0%	63
Once per week		5.6%	22
Less than once per week		19.3%	76
I do not use the Drury fitness center.		43.9%	173
		answered question	394
		skipped question	22






18. I am a Drury athlete.

		Response Percent	Response Count
Yes		11.2%	44
No		88.8%	350
		answered question	394
		skipped question	22




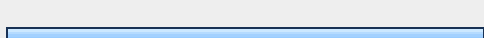

19. I am satisfied with the Fitness Center hours.

		Response Percent	Response Count
Strongly Disagree		4.6%	18
Disagree		18.3%	71
Neutral		44.1%	171
Agree		29.4%	114
Strongly Agree		3.6%	14
		answered question	388
		skipped question	28









20. I use a fitness center (at Drury or elsewhere) for the following: (select all that apply)

		Response Percent	Response Count
Weight Lifting		63.6%	201
Classes (Spin, Aerobics, etc.)		26.0%	82
Pool/swimming		27.9%	88
Gym Facilities		39.2%	124
Cardiovascular Machines (Treadmill, Bikes, Stair Step, etc.)		73.7%	233
		Other (please specify)	8
		answered question	316
		skipped question	100





21. I would use the following regularly if it were added to the Drury fitness center (select all that apply):

		Response Percent	Response Count
More options for weights		28.6%	90
More options for machines		53.0%	167
Larger workout area		49.8%	157
Special workout rooms (for yoga, karate, dance, etc.)		51.1%	161
Air Conditioning		74.3%	234
	Other (please specify)		35
		answered question	315
		skipped question	101

22. I would regularly use the following if they were featured in a *brand new* recreation center (select all that apply):

		Response Percent	Response Count
Bowling Alley		67.8%	255
Rock Climbing Wall		54.5%	205
Indoor Track		49.7%	187
Sauna		55.6%	209
Lap Pool		32.2%	121
Indoor Turf Field		28.7%	108
Coffee House/Lounge		63.8%	240
Bikes That You Could Check Out		34.3%	129
	Other (please specify)		23
		answered question	376
		skipped question	40






23. The current fitness center hours are from 7AM to 10PM weekdays. I would use the fitness center more if it was open:
(select all that apply)

		Response Percent	Response Count
Earlier (5 AM or so)		14.6%	54
Later (until midnight)		39.7%	147
Much later (until 2 AM)		18.1%	67
I am fine with the current fitness center hours.		44.6%	165
		<i>answered question</i>	370
		<i>skipped question</i>	46






24. Any other comments about campus improvements: (FSC, Fitness center, ideas about a brand new recreation center, or others)

		Response Count
		50
		<i>answered question</i>
		50
		<i>skipped question</i>
		366






25. I'm satisfied with the performance of the Internet (bandwidth) on Drury's campus.

		Response Percent	Response Count
Strongly Disagree		21.1%	82
Disagree		27.8%	108
Neutral		18.8%	73
Agree		28.0%	109
Strongly Agree		4.6%	18
		<i>answered question</i>	389
		<i>skipped question</i>	27






26. I feel that Drury's e-mail is an efficient form of communication.

		Response Percent	Response Count
Strongly Disagree		3.6%	14
Disagree		11.3%	44
Neutral		14.4%	56
Agree		56.7%	221
Strongly Agree		14.4%	56
		Comments:	50
		answered question	390
		skipped question	26






27. I find the MyDrury service to be a user-friendly interface.

		Response Percent	Response Count
Strongly Disagree		2.8%	11
Disagree		13.1%	51
Neutral		25.5%	99
Agree		51.6%	200
Strongly Agree		7.2%	28
		answered question	388
		skipped question	28






28. I would subscribe to a news feed service (i.e. RSS feeds) to replace mass e-mail announcements. (This would be like a news ticker that could scroll across the bottom of your computer)

		Response Percent	Response Count
Strongly Disagree		11.3%	44
Disagree		25.0%	97
Neutral		29.9%	116
Agree		22.4%	87
Strongly Agree		11.6%	45
		<i>answered question</i>	388
		<i>skipped question</i>	28



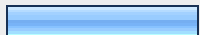


29. I feel that the faculty and staff adequately utilize technology in the classrooms and curriculum.

		Response Percent	Response Count
Strongly Disagree		1.3%	5
Disagree		11.4%	44
Neutral		21.6%	83
Agree		58.4%	225
Strongly Agree		7.5%	29
		<i>answered question</i>	385
		<i>skipped question</i>	31




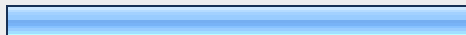

30. I am satisfied with the availability of computers on campus.

		Response Percent	Response Count
Strongly Disagree		1.8%	7
Disagree		11.3%	44
Neutral		11.6%	45
Agree		58.9%	229
Strongly Agree		16.7%	65
		Comments:	40
		answered question	389
		skipped question	27






31. I am satisfied with the performance of the computers that are available in the labs.

		Response Percent	Response Count
Strongly Disagree		2.6%	10
Disagree		13.1%	51
Neutral		20.3%	79
Agree		54.5%	212
Strongly Agree		9.8%	38
		answered question	389
		skipped question	27





32. I know how to contact Technology Services if a technology need arises.

		Response Percent	Response Count
Strongly Disagree		3.3%	13
Disagree		17.2%	67
Neutral		12.3%	48
Agree		49.4%	192
Strongly Agree		18.0%	70
		answered question	389
		skipped question	27

33. I am content with the services offered through Technology Services.

		Response Percent	Response Count
Strongly Disagree		2.3%	9
Disagree		9.8%	38
Neutral		33.2%	129
Agree		43.2%	168
Strongly Agree		11.8%	46
		Comments	22
		answered question	389
		skipped question	27

34. I have visited the Drury SGA website (www.drurysga.com)

		Response Percent	Response Count
Yes, and I do so frequently.		3.1%	12
Yes, once or twice.		25.8%	100
No, I've never had a reason to do so.		42.0%	163
No, SGA has a website?		29.4%	114
		answered question	388
		skipped question	28

35. I think that the SGA website is effective.

		Response Percent	Response Count
Stongly Agree		1.6%	6
Agree		9.6%	37
Neutral		20.9%	81
Disagree		2.6%	10
Stongly Disagree		0.8%	3
I have never been to the SGA website.		64.9%	251
		answered question	387
		skipped question	29












36. Any other comments about technology on campus:

		Response Count
		43
		answered question
		43
		skipped question
		373








37. I attend Drury athletic games:

		Response Percent	Response Count
Never		27.7%	107
Less than once a month		25.1%	97
Once a month		12.4%	48
A few times a month		17.6%	68
Once a week		8.6%	33
A few times a week		8.6%	33
		answered question	386
		skipped question	30






38. I attend (select all that apply):

		Response Percent	Response Count
Cross Country		5.0%	14
Soccer		51.2%	145
Volleyball		40.3%	114
Softball		7.8%	22
Baseball		20.9%	59
Women's Basketball		64.7%	183
Men's Basketball		67.8%	192
Golf		1.8%	5
Swimming and Diving		17.0%	48
Tennis		11.7%	33
Other (please specify)		2.8%	8
		answered question	283
		skipped question	133












39. I don't attend games because (select all that apply):

		Response Percent	Response Count
I'm too busy with homework.		57.7%	214
I'm too involved in other organizations.		35.3%	131
I don't know when they are.		20.5%	76
I don't know other people that go.		34.8%	129
I'm not interested.		21.8%	81
I do attend games.		28.6%	106
Other (please specify)		7.0%	26
		answered question	371
		skipped question	45




40. I would attend more games if (select all that apply):

		Response Percent	Response Count
There were more giveaways (T-shirts, gift certificates, etc.).		62.5%	210
There was a tailgate with free food beforehand.		59.8%	201
I know a lot of people were going to be there.		69.4%	233
I knew when the games were.		34.2%	115
Other (please specify)		8.0%	27
		answered question	336
		skipped question	80

41. I enjoy watching (select all that apply):

		Response Percent	Response Count
Cross Country		6.6%	23
Soccer		59.0%	206
Volleyball		50.7%	177
Softball		25.5%	89
Baseball		54.4%	190
Women's Basketball		62.2%	217
Men's Basketball		72.5%	253
Golf		6.0%	21
Swimming and Diving		26.9%	94
Tennis		26.9%	94
Other (please specify)		3.4%	12
		answered question	349
		skipped question	67






42. I would be interested in joining a spirit group that attended Drury athletic events.

		Response Percent	Response Count
Yes		16.7%	64
Maybe		43.1%	165
No		40.2%	154
		<i>answered question</i>	383
		<i>skipped question</i>	33






43. Any other comments about athletics/school spirit:

		Response Count
		20
		<i>answered question</i>
		20
		<i>skipped question</i>
		396






44. I feel that Drury students have a strong sense of school pride.

		Response Percent	Response Count
Strongly Disagree		7.3%	28
Disagree		26.1%	100
Neutral		34.2%	131
Agree		28.7%	110
Strongly Agree		3.7%	14
		<i>answered question</i>	383
		<i>skipped question</i>	33







45. I feel like a contributing member to the Drury community.

		Response Percent	Response Count
Strongly Disagree		0.5%	2
Disagree		8.1%	31
Neutral		23.0%	88
Agree		51.3%	196
Strongly Agree		17.0%	65
		answered question	382
		skipped question	34







46. I feel that Drury, overall, is meeting my expectations.

		Response Percent	Response Count
Strongly Disagree		0.8%	3
Disagree		7.3%	28
Neutral		16.2%	62
Agree		58.8%	225
Strongly Agree		17.0%	65
		If not, what could be different?	20
		answered question	383
		skipped question	33




47. I feel a frisbee golf course is appropriate for Drury's campus.

		Response Percent	Response Count
Stongly Disagree		6.0%	23
Disagree		13.1%	50
Neutral		26.4%	101
Agree		23.5%	90
Stongly Agree		16.7%	64
I do not know what Frisbee Golf is.		14.4%	55
		answered question	383
		skipped question	33






48. It would be more convenient to me if the commons dinner hours were open later.

		Response Percent	Response Count
Strongly Disagree		2.6%	10
Disagree		2.6%	10
Neutral		7.3%	28
Agree		27.4%	105
Strongly Agree		45.2%	173
I do not eat at the commons.		14.9%	57
		answered question	383
		skipped question	33



49. I consider myself a smoker.

		Response Percent	Response Count
Yes		7.3%	28
No		91.1%	348
I prefer not to answer		1.6%	6
		answered question	382
		skipped question	34



50. I believe that smoking areas should be moved away from academic buildings' entries.

		Response Percent	Response Count
Strongly Disagree		5.2%	20
Disagree		7.6%	29
Neutral		18.3%	70
Agree		25.3%	97
Strongly Agree		43.6%	167
		<i>answered question</i>	383
		<i>skipped question</i>	33






51. I understand the role of SGA (Student Government Association)

		Response Percent	Response Count
Yes		84.3%	323
No		15.7%	60
		<i>answered question</i>	383
		<i>skipped question</i>	33

52. I know how to contact SGA.

		Response Percent	Response Count
Yes		73.8%	281
No		26.3%	100
		<i>answered question</i>	381
		<i>skipped question</i>	35

53. I believe SGA is effective at its job.

		Response Percent	Response Count
Strongly Disagree		1.3%	5
Disagree		4.2%	16
Neutral		37.7%	144
Agree		49.2%	188
Strongly Agree		7.6%	29
		<i>answered question</i>	382
		<i>skipped question</i>	34

54. Any other comments:

		Response Count
		17
		<i>answered question</i>
		17
		<i>skipped question</i>
		399