
















SGA Fall 2008 Student Survey

1. I am a...			Response Percent	Response Count
Male			32.0%	112
Female			68.0%	238
			<i>answered question</i>	350
			<i>skipped question</i>	1






2. I consider myself a...			Response Percent	Response Count
Freshman			22.3%	78
Sophomore			24.0%	84
Junior			21.4%	75
Senior			26.9%	94
5th Year Senior or Higher			4.3%	15
CGCS/Graduate Student			1.1%	4
Satellite Campus Student			0.0%	0
			<i>answered question</i>	350
			<i>skipped question</i>	1

3. I...			Response Percent	Response Count
Live on-campus			69.7%	244
Commute to school			30.3%	106
			<i>answered question</i>	350
			<i>skipped question</i>	1

4. Overall, I feel safe on campus.

		Response Percent	Response Count
Strongly Disagree		1.8%	6
Disagree		1.8%	6
Neutral		8.2%	28
Agree		71.3%	243
Strongly Agree		17.0%	58
		<i>answered question</i>	341
		<i>skipped question</i>	10

5. I am satisfied with the performance and conduct of Drury Security Staff (Officers).

		Response Percent	Response Count
Strongly Disagree		3.5%	12
Disagree		12.9%	44
Neutral		30.4%	104
Agree		43.6%	149
Strongly Agree		9.6%	33
		<i>answered question</i>	342
		<i>skipped question</i>	9

6. I am satisfied with the performance and conduct of the Springfield Police Officers assigned to Drury:

		Response Percent	Response Count
Strongly Agree		2.6%	9
Agree		17.0%	58
Neutral		20.2%	69
Disagree		6.4%	22
Strongly Disagree		4.7%	16
N/A - I have had no interaction with them		49.1%	168
		answered question	342
		skipped question	9

7. I feel more safe and secure with the Springfield Police Department Substation on campus.

		Response Percent	Response Count
Strongly Disagree		8.8%	30
Disagree		16.2%	55
Neutral		44.2%	150
Agree		25.1%	85
Strongly Agree		5.6%	19
		answered question	339
		skipped question	12






8. During the day, I feel safe in the following places:

	Strongly Disagree	Disagree	Neutral	Agree	Strongly Agree	Not Applicable	Response Count
North Campus (Residence Halls, Student Center)	0.3% (1)	0.9% (3)	3.8% (13)	31.2% (106)	55.0% (187)	8.8% (30)	340
Middle Campus (Library to Bay Hall area)	0.3% (1)	0.3% (1)	3.2% (11)	28.7% (98)	66.3% (226)	1.2% (4)	341
South Campus (Shewmaker, Architecture, Science)	0.6% (2)	1.2% (4)	5.6% (19)	31.3% (107)	48.2% (165)	13.2% (45)	342
East Campus (Harrison Stadium, Pool Arts)	0.9% (3)	5.0% (17)	12.6% (43)	30.2% (103)	28.4% (97)	22.9% (78)	341
Parking lots	0.9% (3)	5.0% (17)	12.0% (41)	41.8% (143)	35.7% (122)	4.7% (16)	342
Fraternity Quad	1.8% (6)	2.3% (8)	9.4% (32)	26.0% (89)	29.8% (102)	30.7% (105)	342
College Park	0.9% (3)	2.4% (8)	6.8% (23)	29.4% (100)	36.5% (124)	24.1% (82)	340
Jefferson Park/Manley Hall	1.2% (4)	1.8% (6)	8.6% (29)	25.3% (85)	26.2% (88)	36.9% (124)	336
Other comments, More specific comments:							7
answered question							342
skipped question							9




9. During the <i>night</i> , I feel safe in the following places:							
	Strongly Disagree	Disagree	Neutral	Agree	Strongly Agree	Not Applicable	Response Count
North Campus (Residence Halls, Student Center)	1.2% (4)	6.2% (21)	9.7% (33)	45.7% (156)	27.9% (95)	9.4% (32)	341
Middle Campus (Library to Bay Hall area)	1.5% (5)	7.4% (25)	14.7% (50)	49.6% (168)	24.2% (82)	2.7% (9)	339
South Campus (Shewmaker, Architecture, Science)	3.5% (12)	17.4% (59)	22.9% (78)	31.8% (108)	8.8% (30)	15.6% (53)	340
East Campus (Harrison Stadium, Pool Arts)	8.5% (29)	24.6% (84)	19.4% (66)	15.0% (51)	5.3% (18)	27.3% (93)	341
Parking lots	10.3% (35)	30.2% (103)	32.0% (109)	17.0% (58)	6.7% (23)	3.8% (13)	341
Fraternity Quad	4.1% (14)	10.0% (34)	20.0% (68)	27.4% (93)	11.5% (39)	27.1% (92)	340
Jefferson Park/Manley Hall	2.9% (10)	10.0% (34)	18.2% (62)	22.9% (78)	7.9% (27)	37.9% (129)	340
College Park	2.4% (8)	12.7% (43)	17.8% (60)	34.0% (115)	10.1% (34)	23.1% (78)	338
Other Comments, More Specific Comments:							21
answered question							341
skipped question							10






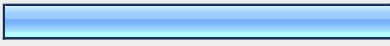
10. Any other comments about campus security:	
	Response Count
	30
answered question	30
skipped question	321



11. I am satisfied with the amenities provided in the Downstairs FSC.







		Response Percent	Response Count
Strongly Disagree		4.7%	16
Disagree		21.9%	74
Neutral		33.4%	113
Agree		36.4%	123
Strongly Agree		3.8%	13
		<i>answered question</i>	338
		<i>skipped question</i>	13







12. Check off what amenities you would like to see in the Downstairs FSC.

		Response Percent	Response Count
More Computers		74.1%	217
A Foosball Table		42.3%	124
New Board Games		35.2%	103
		Other (please specify)	71
		<i>answered question</i>	293
		<i>skipped question</i>	58

13. I use the Drury Fitness Center...			Response Percent	Response Count
Daily			9.2%	31
Every other day			7.7%	26
2-3 times per week			12.5%	42
Once per week			7.4%	25
Less than once per week			20.8%	70
I do not use the Drury fitness center.			42.7%	144
			<i>answered question</i>	337
			<i>skipped question</i>	14

14. I am a Drury athlete.			Response Percent	Response Count
Yes			11.5%	39
No			88.8%	300
			<i>answered question</i>	338
			<i>skipped question</i>	13






15. I use a fitness center (at Drury or elsewhere) for the following: (select all that apply)			
		Response Percent	Response Count
Weight Lifting		55.3%	151
Classes (Spin, Aerobics, etc.)		28.9%	79
Pool/swimming		28.9%	79
Gym Facilities		41.8%	114
Cardiovascular Machines (Treadmill, Bikes, Stair Step, etc.)		73.3%	200
Other (please specify)		6.2%	17
		<i>answered question</i>	273
		<i>skipped question</i>	78

16. If you exercise or work out at a fitness center off campus, please check all the reasons that apply:			
		Response Percent	Response Count
Availability of machines or equipment		58.6%	92
Quality of cardio machines		55.4%	87
Quality of weight machines		37.6%	59
Quality of free weights		26.8%	42
Availability of classes (aerobic, spin, etc)		49.0%	77
Other (please specify)		24.2%	38
		<i>answered question</i>	157
		<i>skipped question</i>	194






17. Please rank the following improvements/additions in order of importance to the Drury Fitness Center:

	Most Important	Very Important	Somewhat Important	Not Important	Rating Average	Response Count
New cardio machines	32.3% (97)	36.3% (109)	23.3% (70)	8.0% (24)	2.07	300
Additional (wall mounted) televisions	5.7% (17)	23.8% (71)	40.6% (121)	29.9% (89)	2.95	298
Window tinting (to block sunlight and better control temperature)	13.4% (40)	36.5% (109)	35.8% (107)	14.4% (43)	2.51	299
New circuit training machines (replace current "red" machines)	20.8% (62)	34.6% (103)	34.9% (104)	9.7% (29)	2.34	298
Aesthetics (Paint, Decor, Accessories)	4.3% (13)	17.1% (51)	43.1% (129)	35.5% (106)	3.10	299
Additional Comments:						27
answered question						301
skipped question						50





18. I am satisfied with the quality of food in the Commons and CX.






		Response Percent	Response Count
Strongly Disagree		10.4%	35
Disagree		21.2%	71
Neutral		23.0%	77
Agree		42.7%	143
Strongly Agree		3.0%	10
answered question			335
skipped question			16







19. I am satisfied with the variety of food in the Commons and CX.







		Response Percent	Response Count
Strongly Disagree		10.4%	35
Disagree		25.9%	87
Neutral		21.1%	71
Agree		38.7%	130
Strongly Agree		4.2%	14
		<i>answered question</i>	336
		<i>skipped question</i>	15

20. I feel that, generally speaking, the food in the Commons and CX has shown improvement from last year to this year.

		Response Percent	Response Count
Yes		40.9%	137
No		9.6%	32
Same		25.1%	84
N/A - I was not here last year		24.8%	83
		<i>answered question</i>	335
		<i>skipped question</i>	16

21. I am satisfied with the price of food in the CX.			Response Percent	Response Count
Strongly Disagree			17.3%	58
Disagree			43.2%	145
Neutral			19.9%	67
Agree			18.5%	62
Strongly Agree			1.5%	5
			answered question	336
			skipped question	15





22. I feel that designating a study area in the lobby of each residence hall is important.			Response Percent	Response Count
Strongly Disagree			1.5%	5
Disagree			6.5%	22
Neutral			10.7%	36
Agree			23.4%	79
Strongly Agree			13.9%	47
I don't live in the residence halls.			44.2%	149
			answered question	337
			skipped question	14

23. I feel that designating an entertainment area in the lobby of each residence hall is important.			Response Percent	Response Count
Strongly Disagree			1.2%	4
Disagree			2.1%	7
Neutral			9.8%	33
Agree			27.1%	91
Strongly Agree			16.1%	54
I don't live in the residence halls.			44.0%	148
			answered question	336
			skipped question	15






24. Rank in order of importance areas of improvement you would like to see in the lobbies of the Residence Halls:						
	Most Important	Very Important	Somewhat Important	Not Important	Rating Average	Response Count
New furniture (couches/chairs)	44.0% (84)	30.9% (59)	17.8% (34)	7.3% (14)	1.88	191
More study areas (tables, etc)	26.4% (51)	31.1% (60)	28.5% (55)	14.0% (27)	2.30	193
New Carpeting	11.9% (20)	20.2% (34)	29.8% (50)	38.1% (64)	2.94	168
Better Lighting	23.4% (45)	31.8% (61)	29.7% (57)	15.1% (29)	2.36	192
Table Games (foosball/pool, etc)	17.6% (33)	16.6% (31)	26.7% (50)	39.0% (73)	2.87	187
Other (please specify)						16
					answered question	261
					skipped question	90

25. I have a bike on campus:			Response Percent	Response Count
Yes			24.1%	81
No			52.4%	176
N/A - I don't live on campus			23.8%	80
			answered question	336
			skipped question	15






26. If the garage behind the President's house was used for indoor bike storage, I would be likely to use it...			Response Percent	Response Count
Every day			3.0%	10
Occasionally			9.3%	31
Over school breaks			12.0%	40
Only in inclement weather			3.0%	10
Never			14.2%	47
I don't own a bike			58.7%	195
			answered question	332
			skipped question	19

27. I would like to see other indoor storage options for bikes on campus.			Response Percent	Response Count
Yes			32.5%	109
No			1.8%	6
Don't Care			11.9%	40
N/A - I don't own a bike on campus			54.0%	181
			answered question	335
			skipped question	16






28. Any other comments about campus improvements: (FSC, Fitness center, Commons, CX, Housing)		Response Count
		67
		answered question
		67
		skipped question
		284






29. I'm satisfied with the performance (speed) of the Internet (bandwidth) on Drury's campus.			Response Percent	Response Count
Strongly Disagree			9.6%	32
Disagree			25.1%	84
Neutral			16.1%	54
Agree			40.3%	135
Strongly Agree			9.0%	30
			answered question	335
			skipped question	16



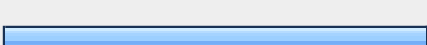

30. I am satisfied with the availability of computers on campus.

		Response Percent	Response Count
Strongly Disagree		2.4%	8
Disagree		10.4%	35
Neutral		17.6%	59
Agree		55.4%	186
Strongly Agree		14.3%	48
Comments:			42
answered question			336
skipped question			15

31. I am satisfied with the performance of the computers that are available in the labs.

		Response Percent	Response Count
Strongly Disagree		2.1%	7
Disagree		9.3%	31
Neutral		20.3%	68
Agree		54.9%	184
Strongly Agree		13.4%	45
answered question			335
skipped question			16

32. I know how to contact Technology Services if a technology need arises.			Response Percent	Response Count
Strongly Disagree			4.2%	14
Disagree			11.7%	39
Neutral			10.8%	36
Agree			52.4%	175
Strongly Agree			21.0%	70
			answered question	334
			skipped question	17

33. I have visited the Drury Student Government website (www.drurysga.com)			Response Percent	Response Count
Yes, and I do so frequently.			2.1%	7
Yes, once or twice.			29.9%	100
No, I've never had a reason to do so.			46.7%	156
No, SGA has a website?			21.3%	71
			answered question	334
			skipped question	17

34. Any other comments about technology on campus:		Response Count
		35
		answered question
		35
		skipped question
		316

**35. Please enter your full name and email address if you want to be entered in the drawing for a \$25 Wal Mart Gift Card.
Information will only be used to contact you if you win.**

		Response Count
		314
	<i>answered question</i>	314
	<i>skipped question</i>	37